



# Welcome to Parentapps Connect.

parentapps  
engagement made easy





You will **receive**  
a personal **invite**  
from your school  
to **activate** your  
**Parentapps**  
**Connect**  
**account.**



---

# How to download.

## Step One


Download the latest version of Parentapps Connect from the app store or play store. Search for **Parentapps Connect** or **PA Connect**.

## Step Two

Once the app has successfully downloaded onto your device, please refer back to your invitation and click the link. This will automatically populate the registration details into your app for you to activate your account.

## Support

If you are having trouble activating your Parentapps Connect account please get in touch with our support team via **support@parentapps.co.uk** or on **0151 808 0093**.



---

# Add an another child's school onto your app.

## Do you have children at different schools?

You can be signed into multiple school accounts on Parentapps Connect! If you have **multiple children in different schools**, you will receive two separate invitations, both can be activated using the same step-by-step process.

## Instructions

Parentapps Connect should already be downloaded onto your mobile device. Please refer to your invitation(s) and click the activation link. This will automatically populate the registration details into your app for you to activate your account.

## Switching between schools

If you need to switch between the different schools within the app, all you need to do is click **logout**. You'll then see a prompt asking if you'd like to logout or switch apps. Click **switch apps**, as this will ensure you receive notifications for both schools.





---

# Useful features.


Parentapps Connect is packed with lots of useful features that will help streamline communication between families and the school.

- ✔ Push Notifications
- ✔ Term Dates & Events
- ✔ Newsletters
- ✔ Consent Forms
- ✔ Online Surveys
- ✔ Class Pages
- ✔ Update Details
- ✔ Absence Reporting
- ✔ GDPR Compliant
- ✔ 2 Step Authentication
- ✔ Multiple Family Members
- ✔ Dedicated Support

---

# Why do schools switch to Parentapps Connect?

- **School website** is public facing so shouldn't house any sensitive information, but parents need instant access to information regarding their child.
- **Paper** is expensive, not eco friendly and doesn't always make it home. It's also time-consuming for the school to produce, bad for the environment and hard for parents to keep track of all communication.
- **Text messaging** services are expensive and limited on characters. Text messages are usually only sent to one primary contact, can't be linked to other information and if a parent changes their number, the school has no way of knowing.
- **Email inboxes** have become saturated. Messages can end up in junk folder and it's not easy for family members to keep information from the school organised.
- **Social Media** is open to the public and parents can easily miss posts.





---

## Safeguarding & data protection.

- Secure Electronic Consent Forms.
- Password-Protected Accounts.
- Secure UK-Based Hosting & Security.
- Completely GDPR Compliant.






---

## Excellent parent support.

- Direct telephone support on **0151 808 0093** during office hours.
- Email support on **[support@parentapps.co.uk](mailto:support@parentapps.co.uk)**.





everything  
is  
connected

A string of warm white LED lights is arranged to form the text "everything is connected" in a cursive, handwritten style. The lights are strung together with a thin black wire, and the overall appearance is that of a decorative light display. The background is solid black, which makes the glowing yellow-orange lights stand out prominently.